

Kubernetes III - Deployment of Applications Using HELM








Course code: KUBERNETES_HELM

The course will introduce participants to the Helm tool, which is useful not only for deploying applications to Kubernetes. Helm manages complete application lifecycle management, from deployment, through upgrade / downgrade to application removal, all without having to know the details of Kubernetes. We will look at the basic possibilities of Helm in the application lifecycle and also explore the possibilities of creating application packages. Let's look at the philosophy and functionality of Helm, what the Helm Hub and repositories are, and how to use it all to effectively manage Kubernetes content.

Affiliate	Duration	Course price	ITB
Praha	3	28 500 Kč	30
Brno	3	28 500 Kč	30
Bratislava	3	1 140 €	30

The prices are without VAT.

Course terms

Date	Duration	Course price	Type	Course language	Location
 26.11.2025	3	1 140 €	Online	CZ/SK	GOPAS Bratislava
 26.11.2025	3	28 500 Kč	Telepresence	CZ/SK	GOPAS Praha
 26.11.2025	3	28 500 Kč	Telepresence	CZ/SK	GOPAS Brno
 26.11.2025	3	1 140 €	Telepresence	CZ/SK	GOPAS Bratislava
 30.03.2026	3	28 500 Kč	Telepresence	CZ/SK	GOPAS Praha
 30.03.2026	3	1 140 €	Telepresence	CZ/SK	GOPAS Bratislava
 30.03.2026	3	28 500 Kč	Telepresence	CZ/SK	GOPAS Brno

The prices are without VAT.

Required input knowledge

- Basic knowledge of Kubernetes
- Basic knowledge of Docker or another container runtime
- Linux command line operation
- File editing in Linux environment (vim, gedit, ...)
- Knowledge of YAML and JSON formats

Teaching methods

- Expert explanation with practical examples, exercises on computers.
- During the course we will use a real K8s cluster, installed in on-premise mode

Studying materials

- Printed presentations of the subject matter.

Basics

Introduction

- What is Helm and why is it needed?
- Documentation, instructions, sources of information
- Helm version, history, differences
- Terminology (Helm Hub, Repository, Chart, Deployment, Release, etc.)

GOPAS Praha

Kodaňská 1441/46
101 00 Praha 10
Tel.: +420 234 064 900-3
info@gopas.cz

GOPAS Brno

Nové sady 996/25
602 00 Brno
Tel.: +420 542 422 111
info@gopas.cz

GOPAS Bratislava

Dr. Vladimíra Clementisa 10
Bratislava, 821 02
Tel.: +421 248 282 701-2
info@gopas.sk



Copyright © 2020 GOPAS, a.s.,
All rights reserved

Kubernetes III - Deployment of Applications Using HELM

Helm installation

- Installation methods
- Integration with Kubernetes cluster
- Functionality verification

Basic use

- Working with repositories
- Plugins and their options
- Search for packages in repositories
- Downloading packages from repositories

Application deployment

- Install the application on Kubernetes
- Analysis of installed applications
- Zero-downtime upgrade / downgrade applications
- Application scaling
- Removing applications from the cluster

Creating a simple package

- Package structure
- Go language template library
- Creating templates
- Rendering templates
- Types of templates in the package
- Resulting packages, testing and deployment

Auxiliary tools

- Hooks and their use
- Helmet extension using plugins

GOPAS Praha

Kodaňská 1441/46
101 00 Praha 10
Tel.: +420 234 064 900-3
info@gopas.cz

GOPAS Brno

Nové sady 996/25
602 00 Brno
Tel.: +420 542 422 111
info@gopas.cz

GOPAS Bratislava

Dr. Vladimíra Clementisa 10
Bratislava, 821 02
Tel.: +421 248 282 701-2
info@gopas.sk



Copyright © 2020 GOPAS, a.s.,
All rights reserved