

Microsoft Power BI Desktop








Course code: PBID

Microsoft Power BI Desktop is a full featured alternative to the Power BI addins / features that can be integrated into Microsoft Excel. Both alternatives are intended for the creation of corporate decision-making reports in whole range of the problematics. These tools are able to access data stored in almost any format in the file system or in a variety of server data sources, perform various data manipulation (like combination of individual datasets based on the interconnecting keys, additional calculations, creation of hierarchical structures, etc.), to data aggregation and presentation of results in the form of graphic reports. With Microsoft Power BI Desktop you can get access to modern, sophisticated, flexible, but relatively simple method of creating business reports, regardless of Microsoft Office version used in your company.

Affiliate	Duration	Course price	ITB
Praha	3	12 000 Kč	0
Brno	3	12 000 Kč	0
Bratislava	3	510 €	0

The prices are without VAT.

Course terms

Date	Duration	Course price	Type	Course language	Location
 08.04.2026	3	12 000 Kč	Presence	CZ/SK	GOPAS Praha
 27.04.2026	3	510 €	Presence	CZ/SK	GOPAS Bratislava
 05.05.2026	3	12 000 Kč	Online	CZ/SK	Online
 05.05.2026	3	510 €	Online	CZ/SK	Online
 20.05.2026	3	12 000 Kč	Presence	CZ/SK	GOPAS Praha
27.05.2026	3	12 000 Kč	Presence	CZ/SK	GOPAS Brno
08.06.2026	3	510 €	Presence	EN	GOPAS Bratislava
08.06.2026	3	510 €	Presence	CZ/SK	GOPAS Bratislava
15.06.2026	3	12 000 Kč	Presence	CZ/SK	GOPAS Praha
 01.07.2026	3	510 €	Presence	CZ/SK	GOPAS Bratislava
 27.07.2026	3	12 000 Kč	Presence	CZ/SK	GOPAS Praha
07.09.2026	3	12 000 Kč	Presence	CZ/SK	GOPAS Praha
14.10.2026	3	12 000 Kč	Presence	CZ/SK	GOPAS Praha
25.11.2026	3	12 000 Kč	Presence	CZ/SK	GOPAS Praha
21.12.2026	3	12 000 Kč	Presence	CZ/SK	GOPAS Praha

The prices are without VAT.

Who is the course for

For all users who need to quickly and efficiently create interactive corporate reports.

Required skills

Any experiences with databases are great advantage for this training.

Course outline

Application description

GOPAS Praha
Na Strži 2097/63
140 00 Praha 4 - Krč
Tel.: +420 226 201 390
info@gopas.cz

GOPAS Brno
Nové sady 996/25
602 00 Brno
Tel.: +420 542 422 111
info@gopas.cz

GOPAS Bratislava
Dr. Vladimíra Clementisa 10
Bratislava, 821 02
Tel.: +421 902 903 132
info@gopas.sk



Copyright © 2026 GOPAS, a.s.,
All rights reserved

Microsoft Power BI Desktop

Data connection

- Live connection
- Imports
- Import from PowerPivot data model
- Update options

Background queries (PowerQuery)

Data sources

- Non-relational
- Relational
- Active vs. non-active relations
- Cardinality of relations
- Direction of cross-filter

Unexpected change of data source

Building of data model

Building & using calendar

Data categorization

Hierarchy

- Single tabular
- Multitabular
- P\C hierarchies

Column DAX functions

Tabular DAX functions

Measures

KPI

Vizualization

- Built-in
- Tables + conditional formatting
- Charts
- R script visual
- Custom
- Customization of visual (demo)
- Modification of tooltip help

Interaction

Data Drilling

Filters

- Visual level
- Page level
- Report level

Roles

Publication

- Power BI Services (Office 365)
- Content packages
- E-mail
- Iframe
- QR codes
- Pyramid Analytics (paid)

GOPAS Praha

Na Strži 2097/63
140 00 Praha 4 - Krč
Tel.: +420 226 201 390
info@gopas.cz

GOPAS Brno

Nové sady 996/25
602 00 Brno
Tel.: +420 542 422 111
info@gopas.cz

GOPAS Bratislava

Dr. Vladimíra Clementisa 10
Bratislava, 821 02
Tel.: +421 902 903 132
info@gopas.sk



Copyright © 2026 GOPAS, a.s.,
All rights reserved