

# Microsoft PowerPoint – Advanced Techniques




Course code: MSPW2

Complete this course and get 90 days access to practice in e-learning version for free. You can choose the e-learning course in Czech, Slovak or English. The course is intended for all users of Microsoft PowerPoint, who need to be able to create content-rich presentations using all available features. We will focus on topics ranging from the creation of slides with multimedia content (images, videos, diagrams, graphs, and generated diagrams) through tools that enable animate content (transitions, animations and sounds) after creating your own presentation design with custom defined types of images. You will get tips and tricks for detailed configuration of printouts, slideshow export to other applications in order to generate quality printed materials and much more. This course is suitable for users of every version of Microsoft Office products. PowerPoint is a well-matured application and control of its interface has not changed significantly in last versions. There will be the latest PowerPoint version installed in the classroom.

Affiliate	Duration	Course price	ITB
Praha	2	5 800 Kč	0
Brno	2	5 800 Kč	0
Bratislava	2	250 €	0

The prices are without VAT.

## Course terms

Date	Duration	Course price	Type	Course language	Location
 14.05.2026	2	250 €	Presence	CZ/SK	GOPAS Bratislava
10.06.2026	2	250 €	Presence	EN	GOPAS Bratislava
11.06.2026	2	5 800 Kč	Online	CZ/SK	Online
11.06.2026	2	250 €	Online	CZ/SK	Online
25.06.2026	2	5 800 Kč	Presence	CZ/SK	GOPAS Brno
 09.07.2026	2	5 800 Kč	Presence	CZ/SK	GOPAS Praha
 04.08.2026	2	5 800 Kč	Presence	CZ/SK	GOPAS Brno
15.09.2026	2	5 800 Kč	Presence	CZ/SK	GOPAS Praha
08.10.2026	2	5 800 Kč	Presence	CZ/SK	GOPAS Brno
19.11.2026	2	5 800 Kč	Presence	CZ/SK	GOPAS Praha
22.12.2026	2	5 800 Kč	Presence	CZ/SK	GOPAS Brno

The prices are without VAT.

## Who is the course for

The course is intended for users with basic experience with creating presentations, who are not fully satisfied with the look of their presentations, the way of creating. Or feel that is possible to get much more from PowerPoint.

## What we teach you

You will learn to create and graphically edit high-quality presentations.

## Required skills

Microsoft PowerPoint - elementary level

## Course Outline

Presentation configuration

### GOPAS Praha

Na Strži 2097/63  
140 00 Praha 4 - Krč  
Tel.: +420 226 201 390  
[info@gopas.cz](mailto:info@gopas.cz)

### GOPAS Brno

Nové sady 996/25  
602 00 Brno  
Tel.: +420 530 513 590  
[info@gopas.cz](mailto:info@gopas.cz)

### GOPAS Bratislava

Dr. Vladimíra Clementisa 10  
Bratislava, 821 02  
Tel.: +421 902 903 132  
[info@gopas.sk](mailto:info@gopas.sk)



Copyright © 2026 GOPAS, a.s.,  
All rights reserved

# Microsoft PowerPoint – Advanced Techniques

- Compatibility issues
- Protected View
- Marking as Final
- Protection, signature
- Organization of slideshow (sections)
- Comparison, comments
- Setting up the slideshow

## Master slide as a base of design

- Conception
- Role of master slides
- Role of layouts
- Role of guides and grid
- Configuration of header/footer
- Master slides organization
- Background
- Color schemes (usage & definition)
- Motives
- Re-usage of design using templates
- Best practices

## Slides

- Purpose of the presentation as visual aids
- Slide layouts
- Resetting of format to master slide state
- Custom textbox
- Best practices

## Object of other applications

- Pictures and their specifics (transparency, re-coloring, crop)
- Cliparts and their specifics (conversion to fragments, clipart as a raw material for future work)
- Video, sound
- Tables
- Charts
- SmartArt - visualization of list
- Other objects
- Screenshots
- Photo - Album
- Linked MS Office content
- Best practices

## Custom graphical content

- AutoShapes
- Best practices (shortcuts, align, distribution, grouping)
- Curves & other types of lines - custom shapes

## Dynamics of slideshow

- Transition
- Custom Animation
- Animations of charts & diagrams
- Timing

## Interactivity of presentation

### GOPAS Praha

Na Strži 2097/63  
140 00 Praha 4 - Krč  
Tel.: +420 226 201 390  
[info@gopas.cz](mailto:info@gopas.cz)

### GOPAS Brno

Nové sady 996/25  
602 00 Brno  
Tel.: +420 530 513 590  
[info@gopas.cz](mailto:info@gopas.cz)

### GOPAS Bratislava

Dr. Vladimíra Clementisa 10  
Bratislava, 821 02  
Tel.: +421 902 903 132  
[info@gopas.sk](mailto:info@gopas.sk)



Copyright © 2026 GOPAS, a.s.,  
All rights reserved

# Microsoft PowerPoint – Advanced Techniques

- Action Settings
- Mouse click as trigger of animation
- Hyperlink
- Custom slideshow

## The Show

- Role of notes
- Presenter View
- Timing
- Infinite slideshow
- Digital pen in PowerPoint and anywhere else

## Print

- Configuration of handouts (logo, header/footer)

## Export and import

- Slideshow export
- Packaging of slideshow
- Import headings from Word document

### **GOPAS Praha**

Na Strži 2097/63  
140 00 Praha 4 - Krč  
Tel.: +420 226 201 390  
[info@gopas.cz](mailto:info@gopas.cz)

### **GOPAS Brno**

Nové sady 996/25  
602 00 Brno  
Tel.: +420 530 513 590  
[info@gopas.cz](mailto:info@gopas.cz)

### **GOPAS Bratislava**

Dr. Vladimíra Clementisa 10  
Bratislava, 821 02  
Tel.: +421 902 903 132  
[info@gopas.sk](mailto:info@gopas.sk)



Copyright © 2026 GOPAS, a.s.,  
All rights reserved