

# Omnissa Horizon: Deploy and Manage plus App Volumes Fast Track




Course code: VMW\_HDMFT

Horizon Deploy and Manage + App Volumes Fast Track is a five-day combination course of Horizon Deploy and Manage and App Volumes and Dynamic Environment Manager. Eight days of content are taught over five-days of extended learning. This training collection gives you the hands-on skills to deliver virtual desktops and applications through a single virtual desktop infrastructure platform. You will build on your skills in configuring and managing Horizon through a combination of lecture and hands-on labs. You learn how to configure and deploy pools of virtual machines and how to provide a customized desktop environment to end-users. Additionally, you will learn how to install and configure a virtual desktop infrastructure platform. You learn how to install and configure Horizon® Connection Server™, Unified Access Gateway™, how to configure a load balancer for use with Horizon, and how to establish Cloud Pod Architecture. Additionally, you will learn how to use App Volumes to deliver applications and data to desktops and users in seconds and at scale. You will gain skills in managing application lifecycles from installation to update and replacement. You will also learn how to use Dynamic Environment Manager to provide personalization and dynamic policy configuration across virtual, physical, and cloud-based environments to simplify end-user profile management.

Affiliate	Duration	Course price	ITB
Praha	5	52 000 Kč	0
Brno	5	52 000 Kč	0
Bratislava	5	2 510 €	0

The prices are without VAT.

## Course terms

Date	Duration	Course price	Type	Course language	Location
01.06.2026	5	52 000 Kč	Online	CZ/SK	TD SYNnex Czech - Online
01.06.2026	5	52 000 Kč	Presence	CZ/SK	TD SYNnex Czech
 01.06.2026	5	52 000 Kč	Online	EN	TD SYNnex Czech - Online
01.06.2026	5	2 215 €	Online	CZ/SK	Online
 20.07.2026	5	52 000 Kč	Online	EN	TD SYNnex Czech - Online
 17.08.2026	5	52 000 Kč	Online	EN	TD SYNnex Czech - Online
21.09.2026	5	52 000 Kč	Online	EN	TD SYNnex Czech - Online
19.10.2026	5	52 000 Kč	Online	EN	TD SYNnex Czech - Online
09.11.2026	5	52 000 Kč	Presence	CZ/SK	TD SYNnex Czech
09.11.2026	5	52 000 Kč	Online	CZ/SK	TD SYNnex Czech - Online
09.11.2026	5	2 215 €	Online	CZ/SK	Online
16.11.2026	5	52 000 Kč	Online	EN	TD SYNnex Czech - Online
14.12.2026	5	52 000 Kč	Online	EN	TD SYNnex Czech - Online

The prices are without VAT.

## Who is the course for

- Tier 1 Operators, administrators, and architects, responsible for the creation, maintenance, and or delivery of remote and virtual desktop services
- Additional duties can include the implementation, support, and administration of an organization's end-user computing infrastructure

## What we teach you

### GOPAS Praha

Na Strži 2097/63  
140 00 Praha 4 - Krč  
Tel.: +420 226 201 390  
[info@gopas.cz](mailto:info@gopas.cz)

### GOPAS Brno

Nové sady 996/25  
602 00 Brno  
Tel.: +420 530 513 590  
[info@gopas.cz](mailto:info@gopas.cz)

### GOPAS Bratislava

Dr. Vladimíra Clementisa 10  
Bratislava, 821 02  
Tel.: +421 902 903 132  
[info@gopas.sk](mailto:info@gopas.sk)



Copyright © 2026 GOPAS, a.s.,  
All rights reserved

# Omnissa Horizon: Deploy and Manage plus App Volumes Fast Track

## By the end of this session, attendees should be able to:

- Recognize the features and benefits of Horizon
- Define a use case for your virtual desktop and application infrastructure
- Use vSphere to create VMs to be used as desktops for Horizon
- Create and optimize Windows VMs to create Horizon desktops
- Install and Configure Horizon Agent on a Horizon desktop
- Configure, manage, and entitle desktop pools of full VMs
- Configure and manage the Horizon Client systems and connect the client to a Horizon desktop
- Configure, manage, and entitle pools of instant-clone desktops
- Create and use Remote Desktop Services (RDS) desktops and application pools
- Monitor the Horizon environment using the Horizon Console Dashboard and Horizon Help Desk Tool
- Identify Horizon Connection Server installation, architecture, and requirements
- Describe the authentication and certificate options for the Horizon environment
- Recognize the integration process and benefits of Workspace ONE® Access™ and Horizon
- Compare the remote display protocols that are available in Horizon
- Describe the 3D rendering options available in Horizon 8
- Discuss scalability options available in Horizon 8
- Describe different security options for the Horizon environment.
- Describe the features and functions of App Volumes and Dynamic Environment Manager
- Demonstrate the architectures of App Volumes and Dynamic Environment Manager
- Install and configure App Volumes
- Create and deploy Application Packages and writable volumes
- Install and configure Dynamic Environment Manager
- Manage application configurations, user environment settings, and personalization settings.

## Required skills

### Before attending this course, you must have the following skills:

- Use vSphere Web Client
- Create snapshots of virtual machines
- Configure guest customization specifications
- Modify virtual machine properties
- Convert a virtual machine to a template
- Microsoft Windows system administration experience:
- Configure Active Directory services, including DNS, DHCP, and time synchronization
- Restrict user activities by implementing Group Policy Objects
- Configure Windows systems to enable Remote Desktop Connections

## Mapped Certification

Omnissa Certified Professional Desktop (OCPD)

## Course outline

### 1 Course Introduction

- Introductions and course logistics
- Course objectives

### 2 Introduction to Horizon

- Recognize the features and benefits of Horizon
- Describe the conceptual and logical architecture of Horizon

### 3 vSphere for Horizon

**GOPAS Praha**  
Na Strži 2097/63  
140 00 Praha 4 - Krč  
Tel.: +420 226 201 390  
[info@gopas.cz](mailto:info@gopas.cz)

**GOPAS Brno**  
Nové sady 996/25  
602 00 Brno  
Tel.: +420 530 513 590  
[info@gopas.cz](mailto:info@gopas.cz)

**GOPAS Bratislava**  
Dr. Vladimíra Clementisa 10  
Bratislava, 821 02  
Tel.: +421 902 903 132  
[info@gopas.sk](mailto:info@gopas.sk)



Copyright © 2026 GOPAS, a.s.,  
All rights reserved

# Omnissa Horizon: Deploy and Manage plus App Volumes Fast Track

- Explain basic virtualization concepts
- Use vSphere Client™ to access your vCenter Server system and ESXi hosts
- Create, provision, and remove a virtual machine

## 4 Create Windows Desktops

- Outline the steps to install Horizon Agent on Windows virtual machines
- Install Horizon Agent on a Windows virtual Machine
- Optimize and prepare Windows virtual machines to set up Horizon desktop VMs

## 5 Create Linux Desktops

- Create a Linux VM for Horizon
- Install Horizon Agent on a Linux virtual machine
- Optimize and prepare Linux virtual machines to set up Horizon desktop VMs

## 6 Creating and Managing Desktop Pools

- Identify the steps to set up a template for desktop pool deployment
- List the steps to add desktops to the Horizon® Connection Server™ inventory
- Compare dedicated-assignment and floating-assignment pools
- Outline the steps to create an automated pool
- Define user entitlement
- Explain the hierarchy of global, pool-level, and user-level policies

## 7 Horizon Client Options

- Describe the different clients and their benefits
- Access Horizon desktop using various Horizon clients and HTML
- Configure integrated printing, USB redirection, and the shared folders option
- Configure session collaboration and media optimization for Microsoft Teams

## 8 Creating and Managing Instant-Clone Desktops

- List the advantages of instant clones
- Explain the provisioning technology used for instant clone desktop pools
- Set up an automated pool of instant clones
- Push updated images to instant clone desktop pools

## 9 Creating RDS Desktop and Application Pools

- Explain the difference between an RDS desktop pool and an automated pool
- Compare and contrast an RDS session host pool, a farm, and an application pool
- Create an RDS desktop pool and an application pool
- Access RDS desktops and application from Horizon Client
- Use the instant clone technology to automate the buildout of RDSH farms
- Configure load-balancing for RDSHs on a farm

## 10 Monitoring Horizon

- Monitor the status of the Horizon components using the Horizon Administrator console dashboard
- Monitor desktop sessions using the HelpDesk tool
- Monitor the performance of the remote desktop using the Horizon Performance Tracker

## 11 Horizon Connection Server

- Recognize Horizon reference architecture
- Identify the Horizon Connection Server supported features
- Identify the recommended system requirements for Horizon Connection Server
- Configure Horizon event database
- Outline the steps for the initial configuration of Horizon Connection Server
- Discuss the AD LDS database as a critical component of Horizon Connection Server installation

## 12 Horizon Protocols

### GOPAS Praha

Na Strži 2097/63  
140 00 Praha 4 - Krč  
Tel.: +420 226 201 390  
[info@gopas.cz](mailto:info@gopas.cz)

### GOPAS Brno

Nové sady 996/25  
602 00 Brno  
Tel.: +420 530 513 590  
[info@gopas.cz](mailto:info@gopas.cz)

### GOPAS Bratislava

Dr. Vladimíra Clementisa 10  
Bratislava, 821 02  
Tel.: +421 902 903 132  
[info@gopas.sk](mailto:info@gopas.sk)



Copyright © 2026 GOPAS, a.s.,  
All rights reserved

# Omnissa Horizon: Deploy and Manage plus App Volumes Fast Track

- Compare the remote display protocols that are available in Horizon
- Describe BLAST
- Summarize BLAST Codec options
- List ideal applications for each BLAST codec
- Describe BLAST and PCoIP ADMX GPO common configurations

## 13 Graphics in Horizon

- Describe the 3D rendering options available in Horizon 8
- Compare vSGA and vDGA
- List the steps to configure graphics cards for use in a Horizon environment

## 14 Securing Connections: Network

- Compare tunnels and direct connections for client access to desktops
- Discuss the benefits of using Unified Access Gateway
- List the Unified Access Gateway firewall rules
- Configure TLS certificates in Horizons

## 15 Securing Connections: Authentication

- Compare the authentication options that Horizon Connection Server supports
- Restrict access to the Horizon remote desktops using restricted entitlements
- Describe the smart card authentication methods that Horizon Connection Server supports
- Explain the purpose of permissions, roles, and privileges in Horizon
- Create custom roles

## 16 Horizon Scalability

- Describe the purpose of a replica connection server
- Explain how multiple Horizon Connection Server instances in a pod maintain synchronization
- List the steps to configure graphics cards for use in a Horizon environment
- Configure a load balancer for use in a Horizon environment
- Explain Horizon Cloud Pod Architecture LDAP replication and VIPA
- Explain Horizon Cloud Pod Architecture scalability options

## 17 Horizon Cloud and Universal Broker

- Recognize the features and benefits of Horizon Cloud Service
- Use Universal broker to connect to a Horizon Cloud instance
- Configure and pair the Horizon Cloud Connector appliance with Horizon Connection Server

## 18 Workspace ONE Access and Virtual Application Management

- Recognize the features and benefits of Workspace ONE Access
- Recognize the Workspace ONE Access console features
- Explain identity management in Workspace ONE Access
- Explain access management in Workspace ONE Access
- Describe the Workspace ONE Access directory integration
- Deploy virtual applications with Workspace services

## 19 Overview of App Volumes

- Explain features and benefits of App Volumes
- Identify benefits of ThinApp®
- Identify App Volumes components and architecture
- Manage application management stages using App Volumes.

## 20 Working with Application Packages

- Differentiate between Application, Package and Program
- Create an Application Package
- Assign an Application to an entity

### GOPAS Praha

Na Strži 2097/63  
140 00 Praha 4 - Krč  
Tel.: +420 226 201 390  
[info@gopas.cz](mailto:info@gopas.cz)

### GOPAS Brno

Nové sady 996/25  
602 00 Brno  
Tel.: +420 530 513 590  
[info@gopas.cz](mailto:info@gopas.cz)

### GOPAS Bratislava

Dr. Vladimíra Clementisa 10  
Bratislava, 821 02  
Tel.: +421 902 903 132  
[info@gopas.sk](mailto:info@gopas.sk)



Copyright © 2026 GOPAS, a.s.,  
All rights reserved

# Omnissa Horizon: Deploy and Manage plus App Volumes Fast Track

- Use markers to assign the new version of an Application Package
- Differentiate between Classic and On-Demand delivery of applications
- Update an Application with a new Package

## 21 Published Applications

- Identify the benefits of delivering Published Applications On-Demand
- List the steps and prerequisites for creating Published Applications on Demand
- Integrate Horizon Connection Server and App Volumes Manager
- Associate App Volumes Manager with an automated farm
- Add Application Pools from App Volumes Manager

## 22 Advanced App Volumes Configuration

- Perform advanced configuration of App Volumes
- Scale App Volumes to multiple locations and sites
- Run the App Volumes Application Capture Command-Line Program using appcapture.exe

## 23 Overview of Dynamic Environment Manager

- Explain features and benefits of Dynamic Environment Manager
- Identify the components of Dynamic Environment Manager architecture
- Differentiate between user profile scenarios

## 24 Management Console User Interface

- Configure Personalization settings
- Create Condition sets
- Perform Application migration
- Configure User environment settings

## 25 Advanced Dynamic Environment Manager Configuration

- Scale Dynamic Environment Manager to multiple locations and sites
- Use Silos
- Run the App Volumes Application Capture Command-Line Program using appcapture.exe

## 26 Application Configuration Management

- Predefined and user-customized application settings
- Using Application Profiler
- Privilege Elevation

## 27 SyncTool

- Identify the features of SyncTool
- Implement SyncTool

## 28 Horizon Smart Policies

- Identify the scope of Horizon Smart Policies
- Configure Horizon Smart Policies settings
- Define Smart Policies Conditions

**GOPAS Praha**  
Na Strži 2097/63  
140 00 Praha 4 - Krč  
Tel.: +420 226 201 390  
[info@gopas.cz](mailto:info@gopas.cz)

**GOPAS Brno**  
Nové sady 996/25  
602 00 Brno  
Tel.: +420 530 513 590  
[info@gopas.cz](mailto:info@gopas.cz)

**GOPAS Bratislava**  
Dr. Vladimíra Clementisa 10  
Bratislava, 821 02  
Tel.: +421 902 903 132  
[info@gopas.sk](mailto:info@gopas.sk)



Copyright © 2026 GOPAS, a.s.,  
All rights reserved