

VMware vSphere: Install, Configure, Manage [V8]











Course code: VMWVSICM7

This five-day course features intensive hands-on training that focuses on installing, configuring, and managing VMware vSphere 8, which includes VMware ESXi 8 and VMware vCenter 8. This course prepares you to administer a vSphere infrastructure for an organization of any size. This course is the foundation for most VMware technologies in the software-defined data center.

Affiliate	Duration	Course price	ITB
Praha	5	49 000 Kč	0
Brno	5	49 000 Kč	0
Bratislava	5	2 000 €	0

The prices are without VAT.

Course terms

Date	Duration	Course price	Type	Course language	Location
08.06.2026	5	49 000 Kč	Presence	CZ/SK	TD SYNnex Czech
08.06.2026	5	49 000 Kč	Online	CZ/SK	TD SYNnex Czech - Online
08.06.2026	5	2 000 €	Online	CZ/SK	Online
  13.07.2026	5	49 000 Kč	Presence	CZ/SK	TD SYNnex Czech
  13.07.2026	5	49 000 Kč	Online	CZ/SK	TD SYNnex Czech - Online
 13.07.2026	5	2 000 €	Online	CZ/SK	Online
 17.08.2026	5	2 000 €	Online	CZ/SK	Online
 17.08.2026	5	49 000 Kč	Online	CZ/SK	Arrow ECS - Online
 31.08.2026	5	49 000 Kč	Presence	CZ/SK	TD SYNnex Czech
 31.08.2026	5	49 000 Kč	Online	CZ/SK	TD SYNnex Czech - Online
 31.08.2026	5	2 000 €	Online	CZ/SK	Online
21.09.2026	5	2 000 €	Presence	CZ/SK	Bratislava
05.10.2026	5	49 000 Kč	Online	CZ/SK	Arrow ECS - Online
05.10.2026	5	49 000 Kč	Presence	CZ/SK	Arrow ECS
05.10.2026	5	2 000 €	Online	CZ/SK	Online
19.10.2026	5	49 000 Kč	Presence	CZ/SK	TD SYNnex Czech
19.10.2026	5	49 000 Kč	Online	CZ/SK	TD SYNnex Czech - Online
19.10.2026	5	2 000 €	Online	CZ/SK	Online
23.11.2026	5	49 000 Kč	Presence	CZ/SK	TD SYNnex Czech
23.11.2026	5	49 000 Kč	Online	CZ/SK	TD SYNnex Czech - Online
23.11.2026	5	2 000 €	Online	CZ/SK	Online
07.12.2026	5	49 000 Kč	Presence	CZ/SK	TD SYNnex Czech
07.12.2026	5	49 000 Kč	Online	CZ/SK	TD SYNnex Czech - Online
07.12.2026	5	2 000 €	Online	CZ/SK	Online

The prices are without VAT.

GOPAS Praha

Na Strži 2097/63
140 00 Praha 4 - Krč
Tel.: +420 226 201 390
info@gopas.cz

GOPAS Brno

Nové sady 996/25
602 00 Brno
Tel.: +420 530 513 590
info@gopas.cz

GOPAS Bratislava

Dr. Vladimíra Clementisa 10
Bratislava, 821 02
Tel.: +421 902 903 123
info@gopas.sk



Copyright © 2026 GOPAS, a.s.,
All rights reserved

VMware vSphere: Install, Configure, Manage [V8]

Who is the course for

- System administrators
- System engineers

What we teach you

By the end of the course, you should be able to meet the following objectives:

- Install and configure ESXi hosts
- Deploy and configure vCenter
- Use the vSphere Client to create the vCenter inventory and assign roles to vCenter users
- Create virtual networks using vSphere standard switches and distributed switches
- Create and configure datastores using storage technologies supported by vSphere
- Use the vSphere Client to create virtual machines, templates, clones, and snapshots
- Create content libraries for managing templates and deploying virtual machines
- Manage virtual machine resource allocation
- Migrate virtual machines with vSphere vMotion and vSphere Storage vMotion
- Create and configure a vSphere cluster that is enabled with vSphere High Availability (HA) and vSphere Distributed Resource Scheduler
- Manage the life cycle of vSphere to keep vCenter, ESXi hosts, and virtual machines up to date

Required skills

System administration experience on Microsoft Windows or Linux operating systems

Course outline

1 Course Introduction

- Introductions and course logistics
- Course objectives

2 vSphere and Virtualization Overview

- Explain basic virtualization concepts
- Describe how vSphere fits in the software-defined data center and the cloud infrastructure
- Recognize the user interfaces for accessing vSphere
- Explain how vSphere interacts with CPUs, memory, networks, storage, and GPUs

3 Installing and Configuring ESXi

- Install an ESXi host
- Recognize ESXi user account best practices
- Configure the ESXi host settings using the DCUI and VMware Host Client

4 Deploying and Configuring vCenter

- Recognize ESXi hosts communication with vCenter
- Deploy vCenter Server Appliance
- Configure vCenter settings
- Use the vSphere Client to add and manage license keys
- Create and organize vCenter inventory objects
- Recognize the rules for applying vCenter permissions
- View vCenter logs and events

5 Configuring vSphere Networking

GOPAS Praha

Na Strži 2097/63
140 00 Praha 4 - Krč
Tel.: +420 226 201 390
info@gopas.cz

GOPAS Brno

Nové sady 996/25
602 00 Brno
Tel.: +420 530 513 590
info@gopas.cz

GOPAS Bratislava

Dr. Vladimíra Clementisa 10
Bratislava, 821 02
Tel.: +421 902 903 132
info@gopas.sk



Copyright © 2026 GOPAS, a.s.,
All rights reserved

VMware vSphere: Install, Configure, Manage [V8]

- Configure and view standard switch configurations
- Configure and view distributed switch configurations
- Recognize the difference between standard switches and distributed switches
- Explain how to set networking policies on standard and distributed switches

6 Configuring vSphere Storage

- Recognize vSphere storage technologies
- Identify types of vSphere datastores
- Describe Fibre Channel components and addressing
- Describe iSCSI components and addressing
- Configure iSCSI storage on ESXi
- Create and manage VMFS datastores
- Configure and manage NFS datastores

7 Deploying Virtual Machines

- Create and provision VMs
- Explain the importance of VMware Tools
- Identify the files that make up a VM
- Recognize the components of a VM
- Navigate the vSphere Client and examine VM settings and options
- Modify VMs by dynamically increasing resources
- Create VM templates and deploy VMs from them
- Clone VMs
- Create customization specifications for guest operating systems
- Create local, published, and subscribed content libraries
- Deploy VMs from content libraries
- Manage multiple versions of VM templates in content libraries

8 Managing Virtual Machines

- Recognize the types of VM migrations that you can perform within a vCenter instance and across vCenter instances
- Migrate VMs using vSphere vMotion
- Describe the role of Enhanced vMotion Compatibility in migrations
- Migrate VMs using vSphere Storage vMotion
- Take a snapshot of a VM
- Manage, consolidate, and delete snapshots
- Describe CPU and memory concepts in relation to a virtualized environment
- Describe how VMs compete for resources
- Define CPU and memory shares, reservations, and limits

9 Deploying and Configuring vSphere Clusters

- Create a vSphere cluster enabled for vSphere DRS and vSphere HA
- View information about a vSphere cluster
- Explain how vSphere DRS determines VM placement on hosts in the cluster
- Recognize use cases for vSphere DRS settings
- Monitor a vSphere DRS cluster
- Describe how vSphere HA responds to various types of failures

GOPAS Praha
Na Strži 2097/63
140 00 Praha 4 - Krč
Tel.: +420 226 201 390
info@gopas.cz

GOPAS Brno
Nové sady 996/25
602 00 Brno
Tel.: +420 530 513 590
info@gopas.cz

GOPAS Bratislava
Dr. Vladimíra Clementisa 10
Bratislava, 821 02
Tel.: +421 902 903 132
info@gopas.sk



Copyright © 2026 GOPAS, a.s.,
All rights reserved

VMware vSphere: Install, Configure, Manage [V8]

- Identify options for configuring network redundancy in a vSphere HA cluster
- Recognize vSphere HA design considerations
- Recognize the use cases for various vSphere HA settings
- Configure a vSphere HA cluster
- Recognize when to use vSphere Fault Tolerance

10 Managing the vSphere Lifecycle

- Enable vSphere Lifecycle Manager in a vSphere cluster
- Describe features of the vCenter Update Planner
- Run vCenter upgrade prechecks and interoperability reports
- Recognize features of vSphere Lifecycle Manager
- Distinguish between managing hosts using baselines and managing hosts using images
- Describe how to update hosts using baselines
- Describe ESXi images
- Validate ESXi host compliance against a cluster image and update ESXi hosts
- Update ESXi hosts using vSphere Lifecycle Manager
- Describe vSphere Lifecycle Manager automatic recommendations
- Use vSphere Lifecycle Manager to upgrade VMware Tools and VM hardware

GOPAS Praha

Na Strži 2097/63
140 00 Praha 4 - Krč
Tel.: +420 226 201 390
info@gopas.cz

GOPAS Brno

Nové sady 996/25
602 00 Brno
Tel.: +420 530 513 590
info@gopas.cz

GOPAS Bratislava

Dr. Vladimíra Clementisa 10
Bratislava, 821 02
Tel.: +421 902 903 132
info@gopas.sk



Copyright © 2026 GOPAS, a.s.,
All rights reserved