

Microsoft Excel – Macros for Users




Course code: MSMAK1

This training is suitable for experienced users of Microsoft Excel, who want to learn about how to use a mechanism called macros as a tool that allows you to automate routine activities (formats, data transformation, preparation of reports, creation of formulas etc.). Appendix "for users" has emphasized the fact that the understanding of the training is no need to know any programming language. The training will explain the philosophy of macros, introduce a tool that can macros "record" and mainly will explain which commands are appropriate for use inside a macro, if you need to solve your problem in general way. Based on our experiences, we finally decided to abandon explanation of basics of Visual Basic (macro language), because the complexity of VBA requires a much larger space that this introductory training cannot offer. Training is independent of the version of MS Office.

Affiliate	Duration	Course price	ITB
Praha	1	4 000 Kč	0
Brno	1	4 000 Kč	0
Bratislava	1	170 €	0

The prices are without VAT.

Course terms

Date	Duration	Course price	Type	Course language	Location
22.06.2026	1	4 000 Kč	Presence	CZ/SK	GOPAS Praha
  06.07.2026	1	144 €	Presence	CZ/SK	GOPAS Bratislava
 17.08.2026	1	3 400 Kč	Presence	CZ/SK	GOPAS Praha
15.09.2026	1	170 €	Online	CZ/SK	Online
19.10.2026	1	4 000 Kč	Presence	CZ/SK	GOPAS Praha
17.11.2026	1	170 €	Presence	CZ/SK	GOPAS Bratislava
07.12.2026	1	4 000 Kč	Presence	CZ/SK	GOPAS Praha

The prices are without VAT.

Who is the course for

For users who routinely Excel control during labor and realize that many of their activities are automatable.

Furthermore, for users who are considering a deeper insight into programming for MS Excel, but want to first try simple automation tasks, because they have the respect of the weekly training while distrust of training promising detailed initiation to the problems of VBA in disproportionately short period of one or two days .

Required skills

Good knowledge of MS Excel

Teaching methods

Professional explanation with practical samples and examples.

Teaching materials

Printed PowerPoint handouts

Training outline

Automatization in MS Excel

- recording and coding of macros

GOPAS Praha

Na Strži 2097/63
140 00 Praha 4 - Krč
Tel.: +420 226 201 390
info@gopas.cz

GOPAS Brno

Nové sady 996/25
602 00 Brno
Tel.: +420 530 513 590
info@gopas.cz

GOPAS Bratislava

Dr. Vladimíra Clementisa 10
Bratislava, 821 02
Tel.: +421 902 903 132
info@gopas.sk



Copyright © 2026 GOPAS, a.s.,
All rights reserved

Microsoft Excel – Macros for Users

Introduction to macro-recording tool

- conception
- limits of the tool - what is impossible to record

Examples explaining the possibilities of recorder

- how to prepare general macro (ie independent on number of rows of table)
- automated formatting of tables
- automated processing of data
- automated generation of formulas
- automated data conversions
- analysis of problems of attendees of training

Required minimum from VBA world

- Enviroment of VBA editor
- where are macros stored, how to find problematic commands and how to fix the problems (stepping over macro line by line)

How to start execution of recorded macro

- Macro manager
- Keyboard shortcut
- Button in the ribbon
- Button in Worksheet

Sharing of macros

- Personal macro workboook
- Startup folder of MS Excel

Security problems

GOPAS Praha

Na Strži 2097/63
140 00 Praha 4 - Krč
Tel.: +420 226 201 390
info@gopas.cz

GOPAS Brno

Nové sady 996/25
602 00 Brno
Tel.: +420 530 513 590
info@gopas.cz

GOPAS Bratislava

Dr. Vladimíra Clementisa 10
Bratislava, 821 02
Tel.: +421 902 903 132
info@gopas.sk



Copyright © 2026 GOPAS, a.s.,
All rights reserved